


PFS1


Protective Face Shield Installation Instructions

The PFS1 Protective Face Shield offers a secondary layer of personal protection in conjunction with N95 masks, surgical masks as well as other fabricated masks. It is not intended to replace or eliminate the need for these masks. The PFS1 when used properly, provides a strong degree of prevention against incidental touching of hands to face.

- Full Face Coverage
- Splash Protection
- Protection from Airborne Debris
- Lightweight and Breathable
- Easy to Open for Communication



1) **CAUTION:** The knob on the side of the Face Shield should not be adjusted to put the unit on. This knob adjusts the tension of the rotation mechanism and normally does not need to be modified.



2) Rotate the internal black head strap mechanism to the position shown above with the clear lens facing upward.

Press the adjusting knob inward to engage the mechanism, and rotate the knob counter clockwise to loosen the head strap.




3) Place the unit on head with the adjusting knob facing forward.



4) Press adjusting knob inward to engage mechanism, and rotate knob clockwise to tighten head strap to desired fit and comfort level.



5) Rotate Face Shield downward, test fit and comfort level. Readjust head strap as desired.



6) The strap on the crown of the head is also adjustable, and for most users adjusting this strap is not necessary. To adjust the crown strap, remove the helmet and rotate internal head strap to allow access to crown strap. Disengage the two parts, adjust as desired and reengage the two parts.

For cleaning, use any of the following:

- Soap and Water
- Hydrogen Peroxide 3% solution
- Isopropyl Alcohol 70% solution

DO NOT:

- Use abrasive cleaners
 - Use high alkaline cleaners (high pH or ammoniated)
 - Apply cleaners under direct sunlight or at elevated temperatures
 - Clean your Protective Face Shield with any unapproved cleaners or dry materials
- (other chemicals may not be compatible with Polycarbonate)

7) Finalize fit - An additional foam piece is included to place on head strap in desired location to increase comfort. Foam piece can also be cut into sections and placed on head strap in multiple locations to improve fit.

This product has NOT been evaluated by the Food and Drug Administration for use as a medical device. To help foster the availability of PPE equipment and in accordance to FDA guidance issued April 2020 (<https://www.fda.gov/media/136449/download>) this Face Shield MAY be used in a medical setting for the duration of the public health emergency related to COVID-19. This device is not intended to replace or eliminate the need for an FDA approved Face Mask or N95 Respirator, and Medical Professionals are encouraged to follow all relevant CDC guidelines related to Personal Protective Equipment.

ULTIMATE TRAINING MUNITIONS, INC. MAKES NO REPRESENTATIONS OR WARRANTIES OF ANY KIND WHETHER EXPRESS OR IMPLIED, WRITTEN OR ORAL, STATUTORY OR OTHERWISE, RELATED TO THIS PRODUCT OR ITS USE, INCLUDING BUT NOT LIMITED TO ITS CONDITION, QUALITY, PERFORMANCE, MERCHANTABILITY, OR FITNESS FOR A PARTICULAR PURPOSE; AND ULTIMATE TRAINING MUNITIONS, INC. DISCLAIMS ALL LIABILITY ARISING FROM THE USE OF THIS PRODUCT INCLUDING BUT NOT LIMITED TO SICKNESS, PERMANENT INJURY, OR DEATH RESULTING FROM ITS USE HOWEVER CAUSED, BASED ON ANY THEORY OF LIABILITY.